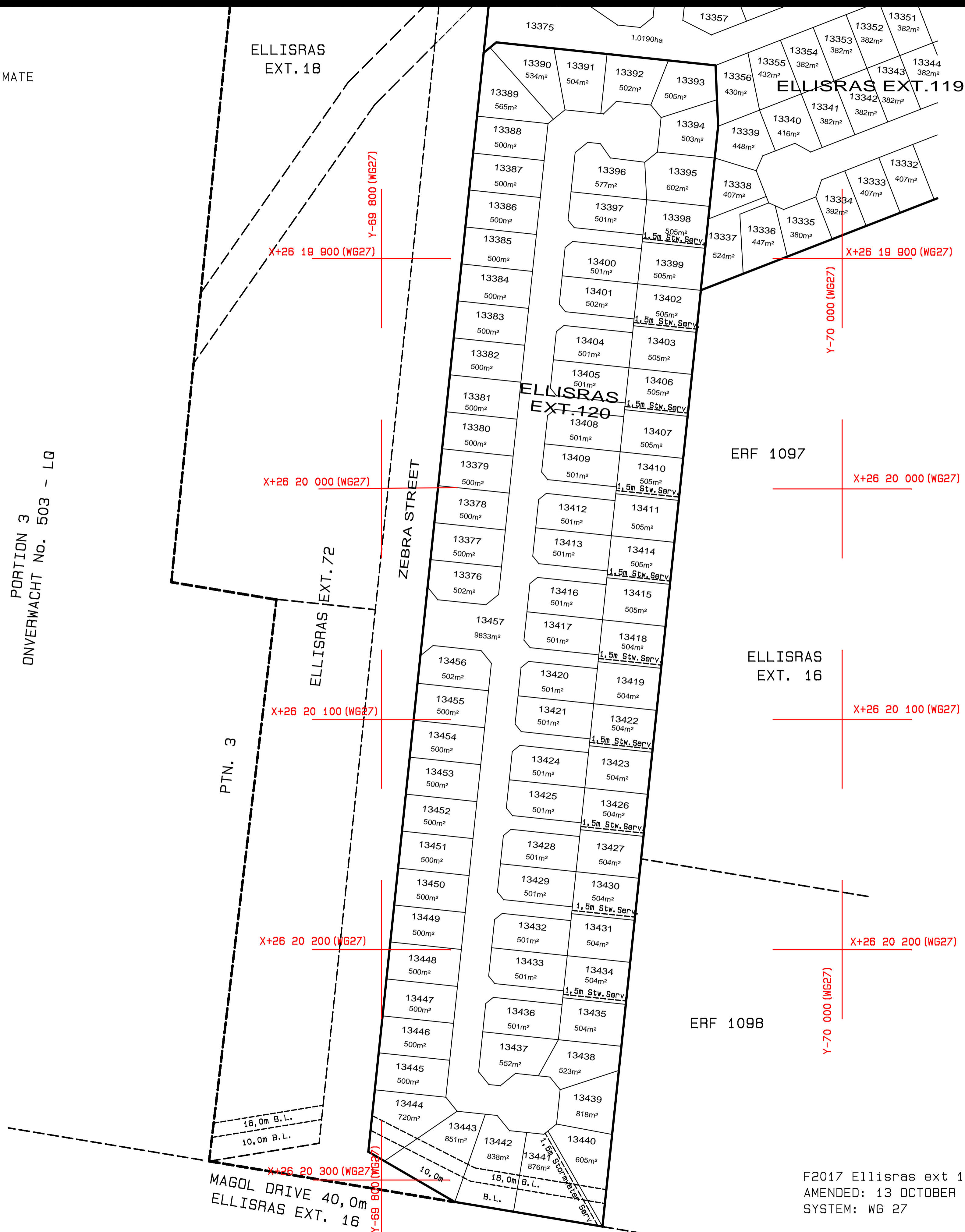


NOTES:

ALL AREAS AND DIMENSIONS ARE APPROXIMATE AND SUBJECT TO FINAL SURVEY.

MASTER PLAN

ELLISRAS EXTENSION 120



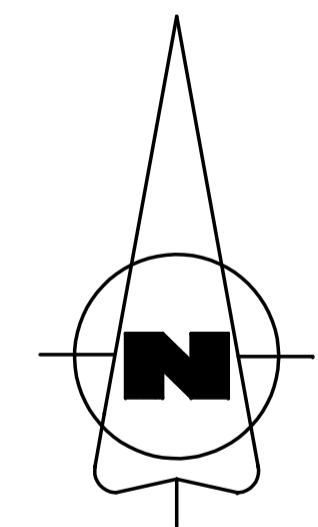
PORTION 3
ONVERWACHT No. 503 - LQ

PTN. 3


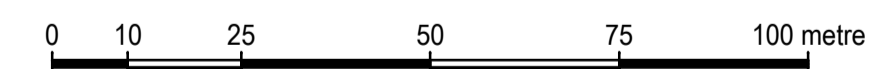
16,0m B.L.
10,0m B.L.

MAGOL DRIVE 40,0m
ELLISRAS EXT. 16

F2017 Ellisras ext 120
AMENDED: 13 OCTOBER 2016
SYSTEM: WG 27



SCALE 1:1000



Tel: (012) 346-2340
Fax: (012) 346-0638
E-Mail: admin@sfplan.co.za
Web site: www.sfplan.net
P O Box 908, Groenkloof, 0027
371 Melk Street, Pretoria
0181